

ICE BREAKER

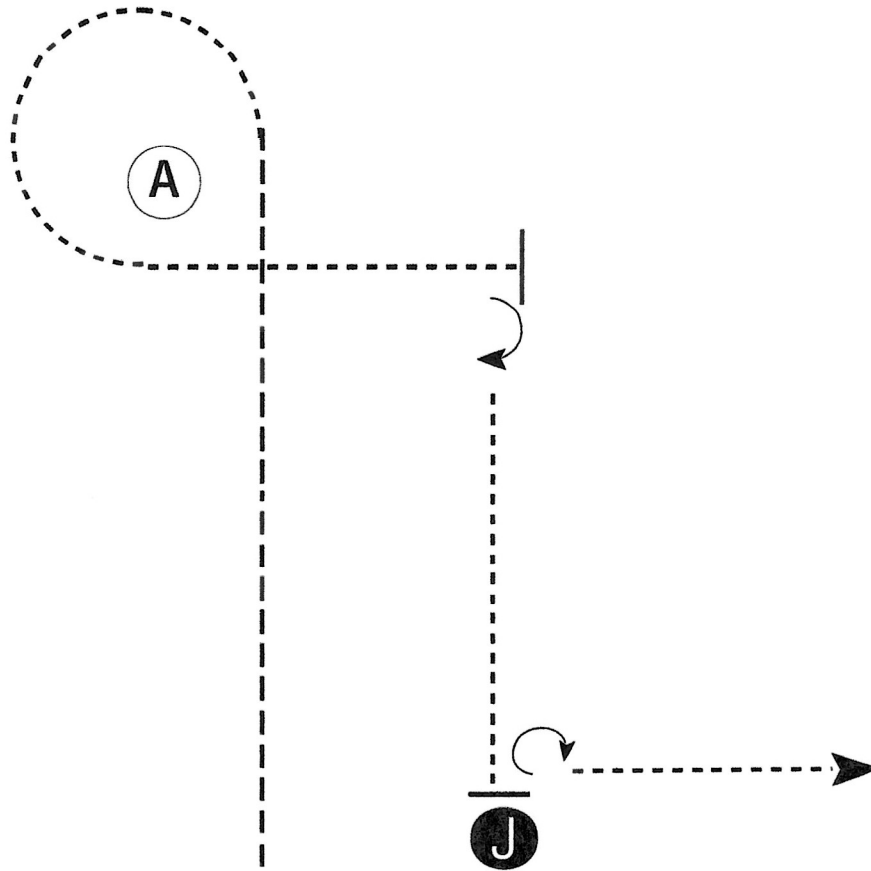
Showmanship (Walk Trot)

* APHA Walk
Only

Show Date: 8/17/2024-8/18/2024

www.HorseShowPatterns.com

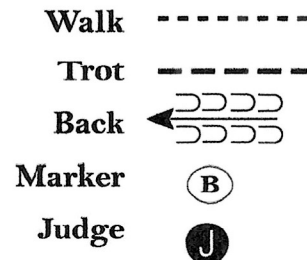
www.HorseShowPatterns.com



Be ready even with judge.

1. Trot to A.
2. Walk around A and until even with judge.
3. Stop and perform a 90 degree turn.
4. Walk to judge.
5. Stop and set up for inspection.
6. When dismissed, perform a 270 degree turn.
7. Walk straight away from judge.

Follow the instructions of your ring steward.



[S/WT-76]

Pattern Provided by:

Jung

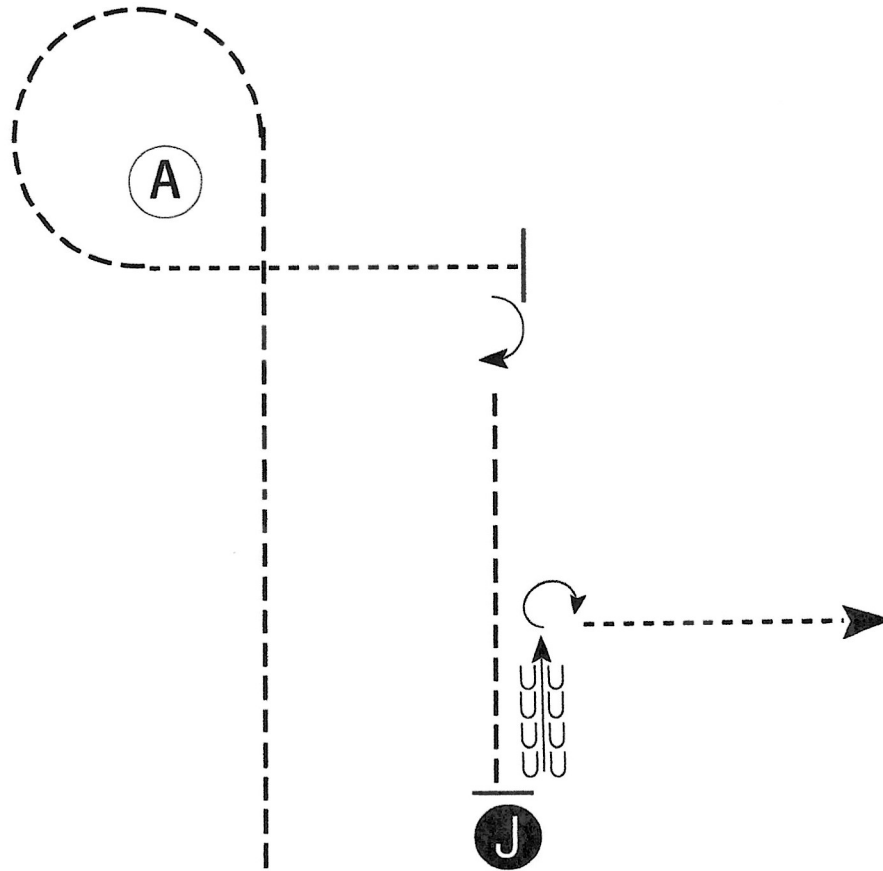
ICE BREAKER

Showmanship (L1/Novice/13&Under)

Show Date: 8/17/2024-8/18/2024

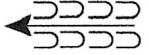
www.HorseShowPatterns.com

www.HorseShowPatterns.com



Be ready even with judge.

1. Trot to and around A.
2. Walk from A until even with judge.
3. Stop and perform a 90 degree turn.
4. Trot to judge.
5. Stop and set up for inspection.
6. When dismissed, back approximately 2 horse lengths.
7. Perform a 270 degree turn.
8. Walk straight away from judge.

Walk	-----
Trot	- - - - -
Back	← 
Marker	⊙ B
Judge	● J

Follow the instructions of your ring steward.

[S/2-76]

Pattern Provided by:

Jung

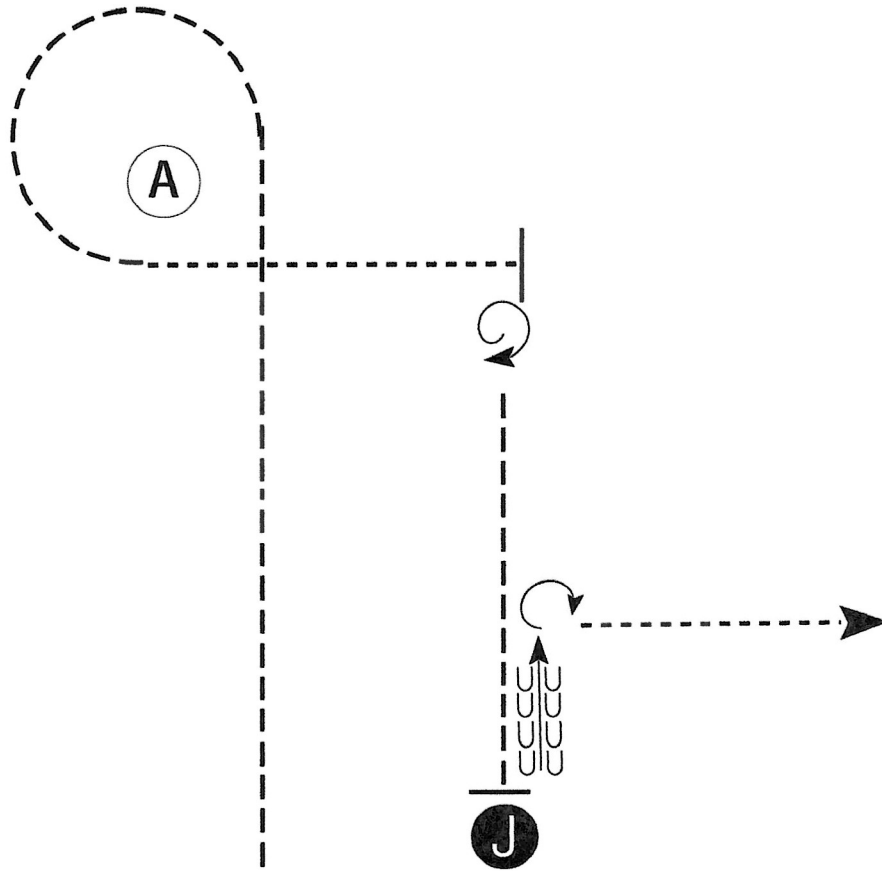
ICE BREAKER

Showmanship (Youth/Amatuer/Non Pro Jackpot)

Show Date: 8/17/2024-8/18/2024

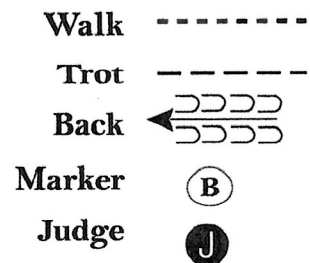
w w w . H o r s e S h o w P a t t e r n s . c o m

w w w . H o r s e S h o w P a t t e r n s . c o m



Be ready even with judge.

1. Trot to and around A.
2. Walk from A until even with judge.
3. Stop and perform a 450 degree turn.
4. Trot to judge.
5. Stop and set up for inspection.
6. When dismissed, back approximately 2 horse lengths.
7. Perform a 270 degree turn.
8. Walk straight away from judge.



Follow the instructions of your ring steward.

[S/3-76]

Pattern Provided by:

Jung

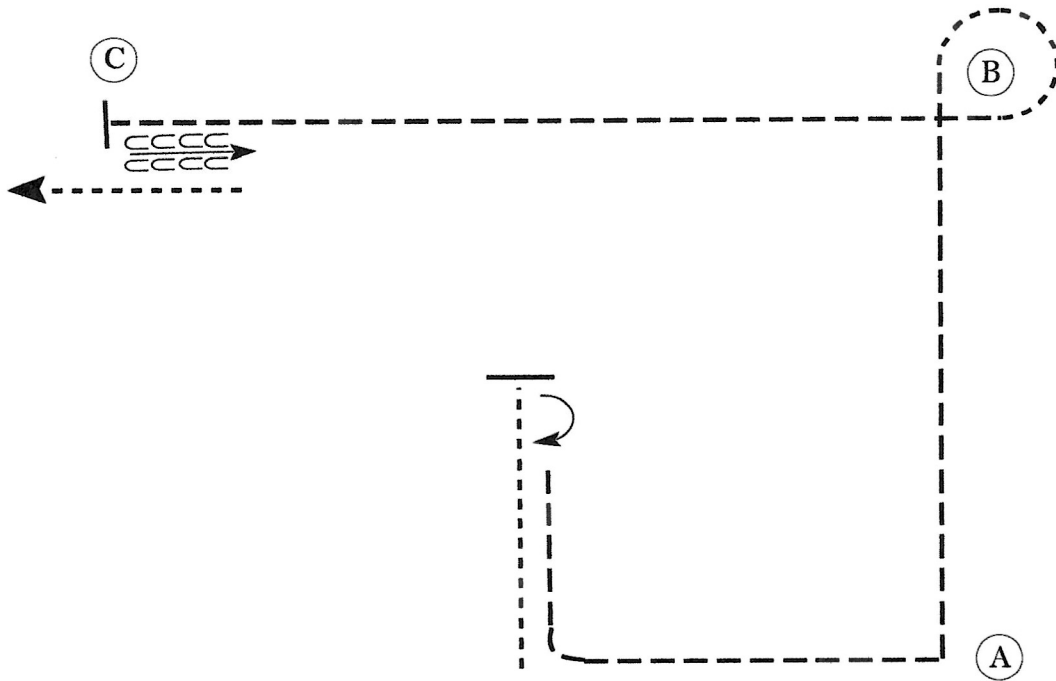
ICE BREAKER

English Equitation (Walk Trot)

Show Date: 8/17/2024-8/18/2024

www.HorseShowPatterns.com

www.HorseShowPatterns.com



Be ready halfway between B and C and even with A.

1. Walk to center of pattern.
2. Halt and perform a 180 degree turn on the forehand to the right.
3. Posting trot on the right diagonal toward A and halfway to B.
4. Change diagonals and posting trot on the left diagonal to B.
5. Walk around B.
6. Trot on the left diagonal to C.
7. Halt and back approximately one horse length.

Pattern is over once you have backed. Walk off and follow the instructions of your ring steward.

Walk	-----
Trot	- - - - -
Extended Trot	=====
Canter	=====
Leg Yield	
Lead Change	↘
Back	←←←←←
Marker	(B)
Sidepass	←←
Hand Gallop	=====

[HSE/WT-74]

Pattern Provided by:

Jung

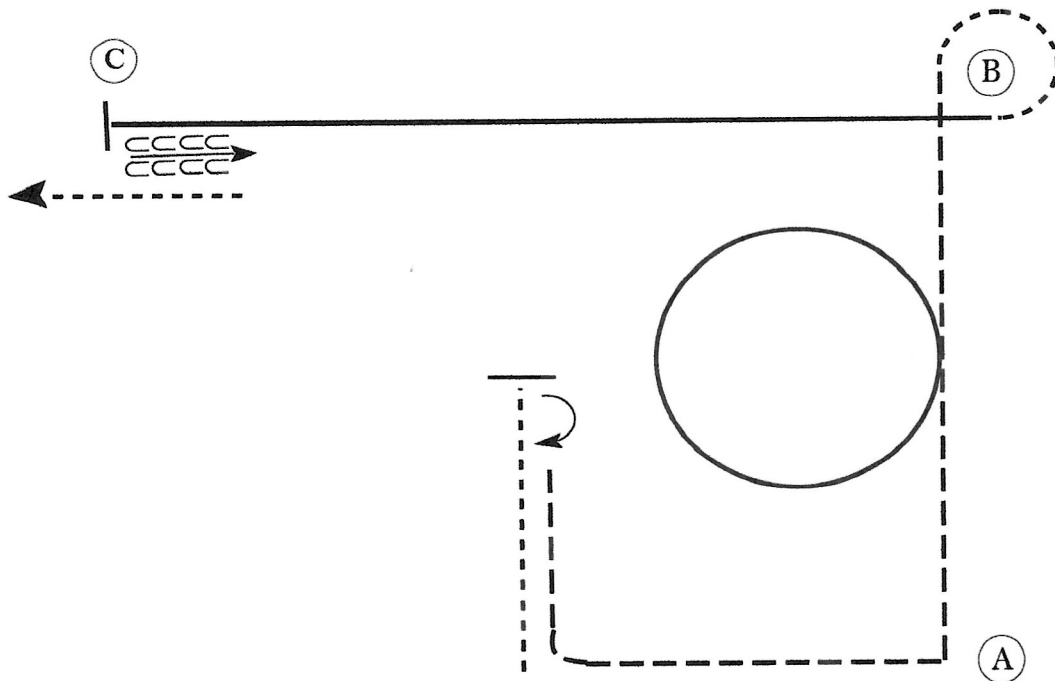
ICE BREAKER

Hunt Seat Equitation (L1/Novice/13&Under)

Show Date: 8/17/2024-8/18/2024

www.HorseShowPatterns.com

www.HorseShowPatterns.com



Be ready halfway between B and C and even with A.

1. Walk to center of pattern.
2. Halt and perform a 180 degree turn on the forehand to the right.
3. Posting trot on the right diagonal toward A and halfway to B.
4. Canter a circle to the left halfway between A and B.
5. Posting trot on the left diagonal to B.
6. Walk around B.
7. Canter on the right lead to C.
8. Halt and back approximately one horse length.

Pattern is over once you have backed. Walk off and follow the instructions of your ring steward.

Walk	-----
Trot	-----
Extended Trot	-----
Canter	-----
Leg Yield	
Lead Change	↘
Back	←←←←
Marker	Ⓚ
Sidepass	←←←←
Hand Gallop	-----

[HSE/2-74]

Pattern Provided by:

Jung

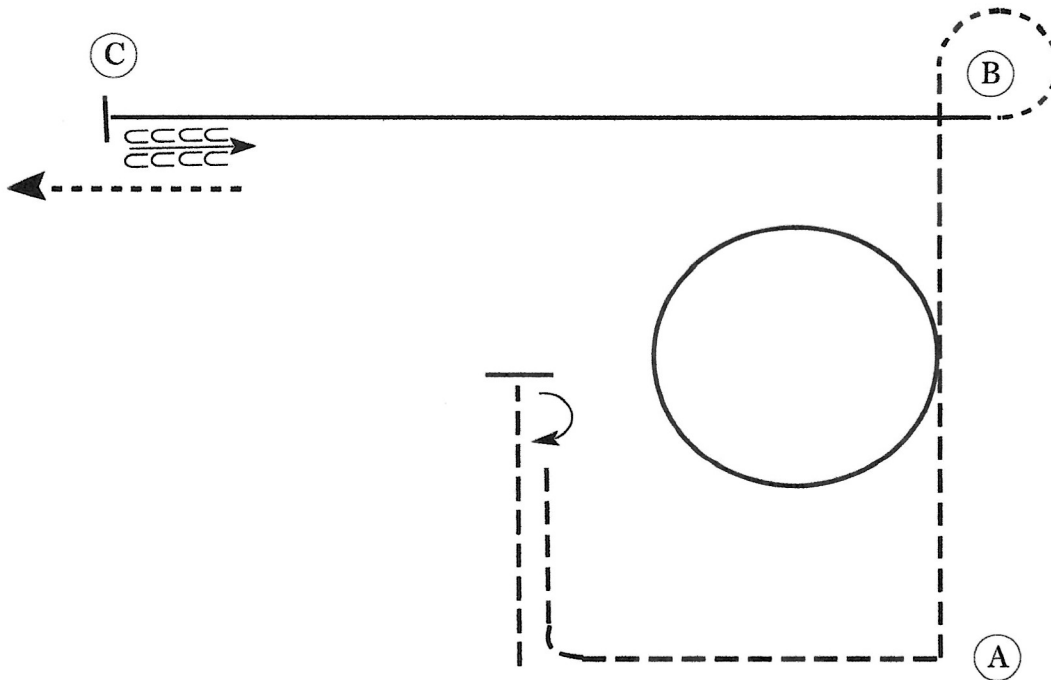
ICE BREAKER

English Equitation (Youth/Amateur/Select)

Show Date: 8/17/2024-8/18/2024

www.HorseShowPatterns.com

www.HorseShowPatterns.com



Be ready halfway between B and C and even with A.

1. Sitting trot to center of pattern.
2. Halt and perform a 180 degree turn on the forehand to the right.
3. Posting trot on the right diagonal toward A and halfway to B.
4. Canter a circle to the left halfway between A and B.
5. Posting trot on the left diagonal to B.
6. Walk around B.
7. Canter on the right lead to C.
8. Halt and back approximately one horse length.

Pattern is over once you have backed. Walk off and follow the instructions of your ring steward.

Walk	-----
Trot	- - - - -
Extended Trot	-----
Canter	-----
Leg Yield	
Lead Change	---/---
Back	←←←←← →→→→→
Marker	(B)
Sidepass	←-----←
Hand Gallop	-----

[HSE/3-74]

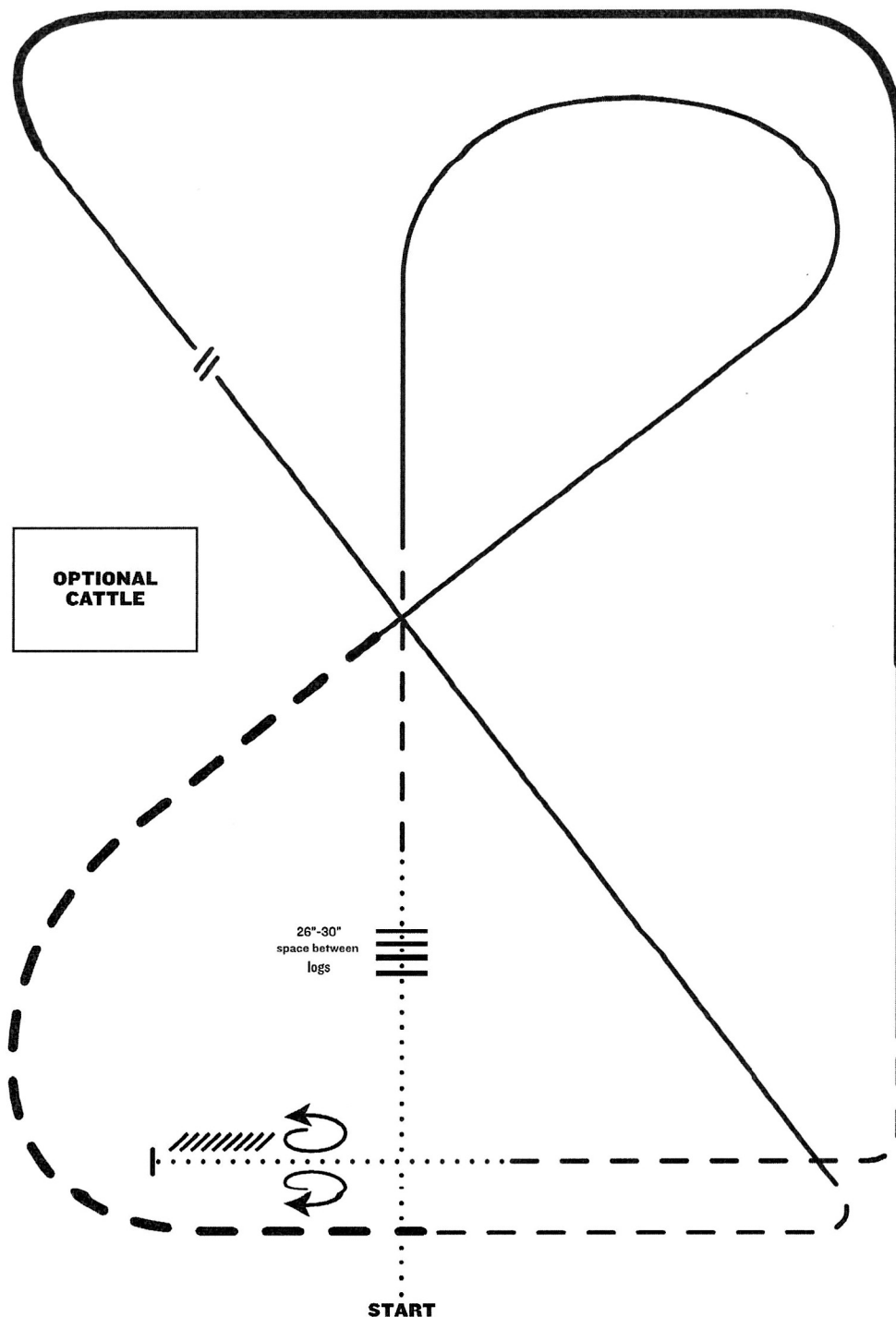
Pattern Provided by:

Jung

RANCH RIDING - PATTERN 5

LEGEND

.....	Walk
.....	Extended Walk
- - -	Trot
- - -	Extended Trot
- - -	Lope
- - -	Extended Lope
//////	Back
//	Lead Change

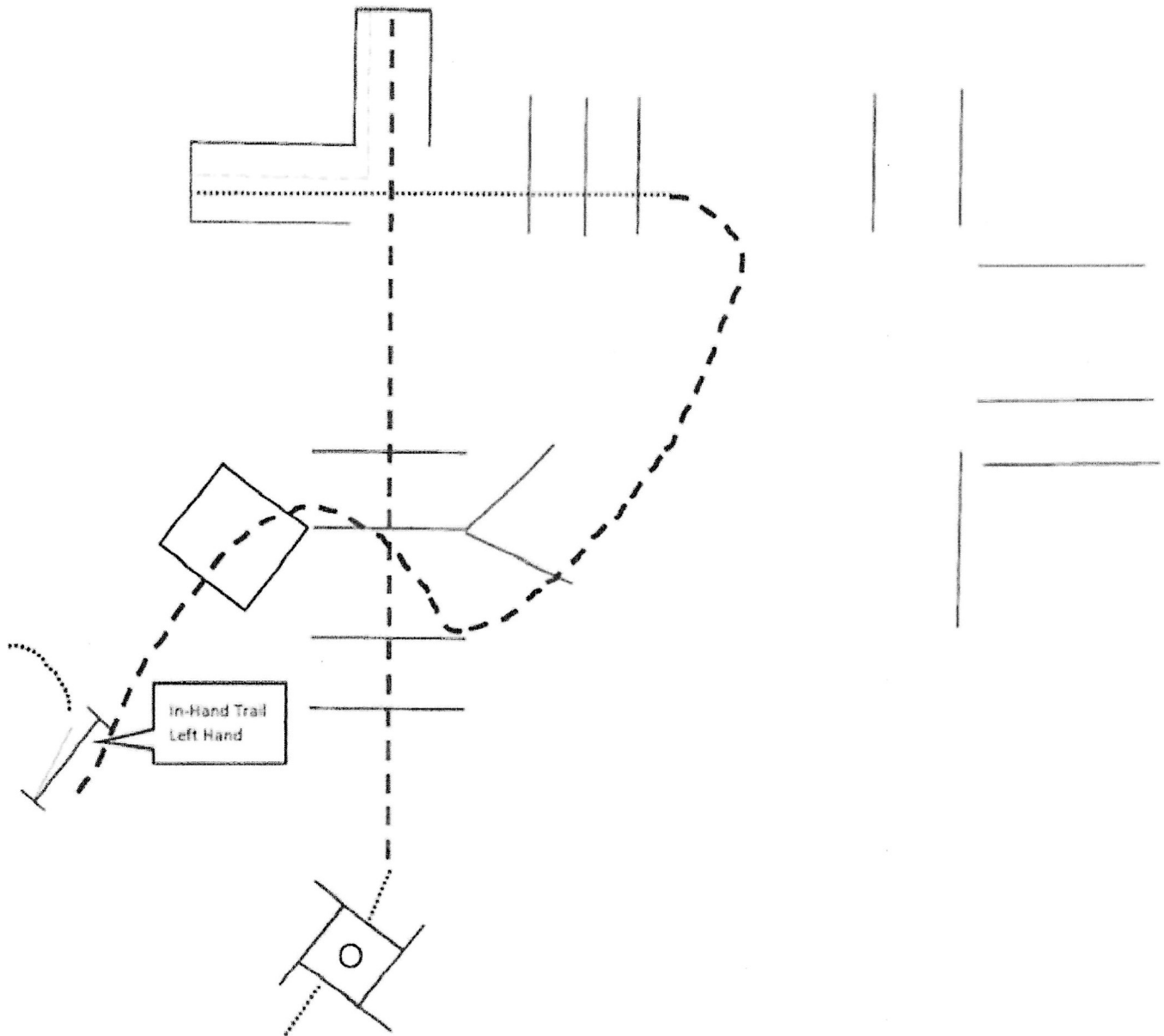


1. Walk
2. Walk over logs
3. Trot
4. Lope right lead
5. Extended trot
6. Trot
7. Lope left lead
8. Change leads (simple or flying)
9. Extended lope right lead
10. Collect lope
11. Trot
12. Walk
13. Stop and back
14. 360° turn each direction (either direction 1st) (L-R or R-L)

Note: The drawn description of this pattern is only intended for the general depiction of the pattern. Exhibitors should utilize the arena space to best exhibit their horses.

2024 Icebreaker.

In Hand Trail & Walk Trot.
(APHA → YC) (APHA → AQHA)



All In-Hand Trail

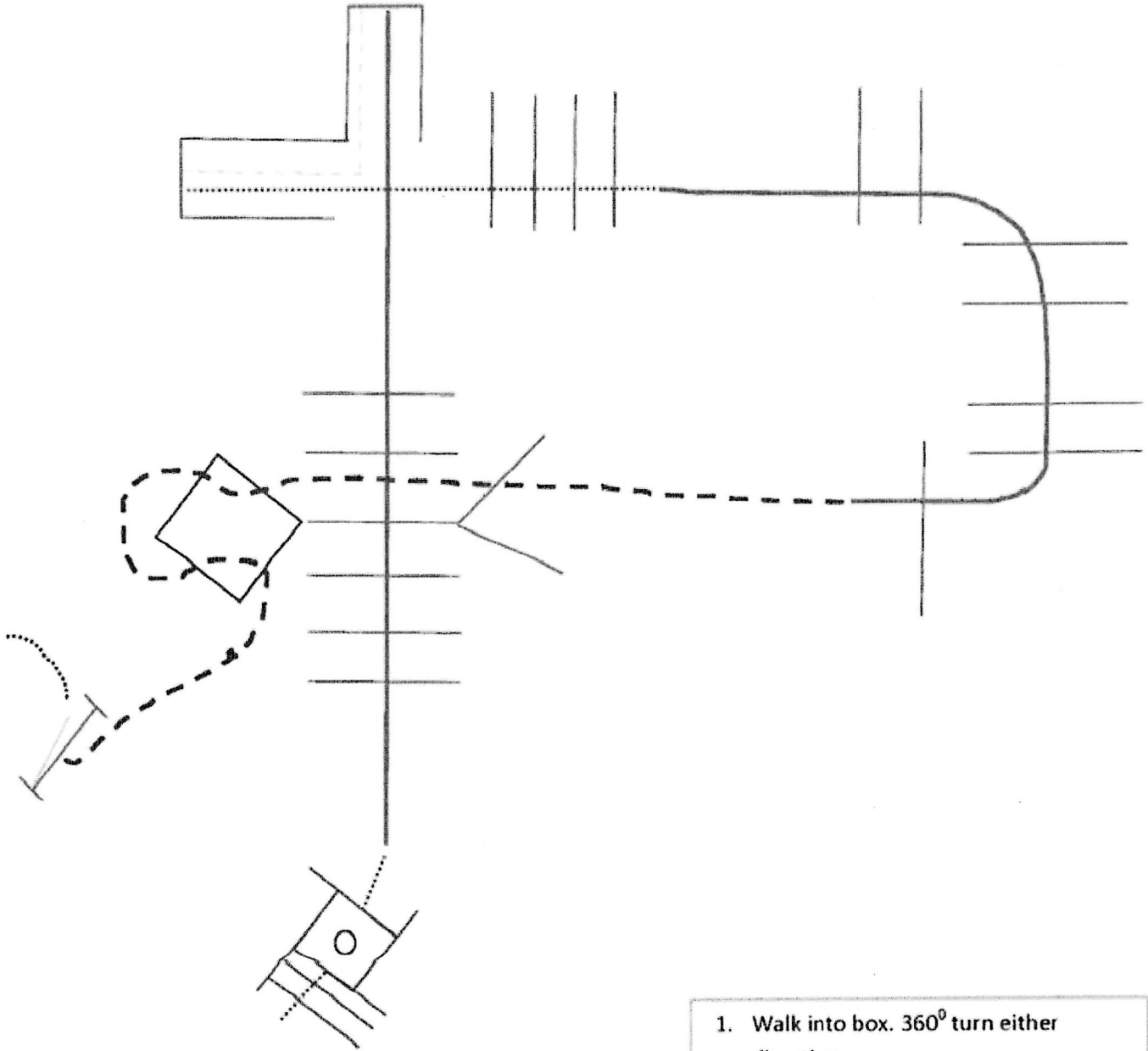
1. Walk into box. 360° turn either direction.
2. Jog over 4 poles into chute.
3. Back L.
4. Walk out and over 3 poles.
5. Jog serpentine to gate.
6. Left hand gate, exit at the walk.

All Walk Trot

1. Walk into box. 360° turn either direction.
2. Jog over 4 poles into chute.
3. Back L.
4. Walk out and over 3 poles.
5. Jog serpentine to gate.
6. Right hand push gate, exit at the walk.

2024 Icebreaker

All AQHA/ALPHA Trail
(except IHT's w/t)



1. Walk into box. 360° turn either direction.
2. Lope left lead over 6 poles into chute
3. Back L.
4. Walk out and over 4 poles
5. Lope right lead over 7 poles
6. Jog serpentine to gate.
7. Right hand push gate, exit at the walk.

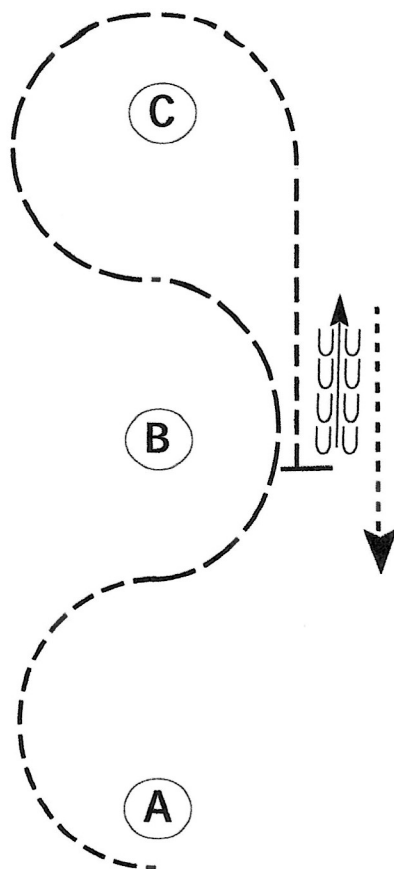
ICE BREAKER

Western Horsemanship (Walk Trot)

Show Date: 8/17/2024-8/18/2024

www.HorseShowPatterns.com

www.HorseShowPatterns.com



Be ready at A.

1. Jog in a half circle until between A and B.
2. Extend the jog around B and C as shown.
3. Slow to a jog and jog until even with B.
4. Stop and back approximately one horse length.
5. Walk straight away.

Follow the instructions of your ring steward.

Walk	-----
Jog	- - - - -
Extended Jog	— — — —
Lope	— — — —
Lead Change	— — — —
Back	← — — — —
Marker	Ⓚ

[WH/WT-85]

Pattern Provided by:

Jung

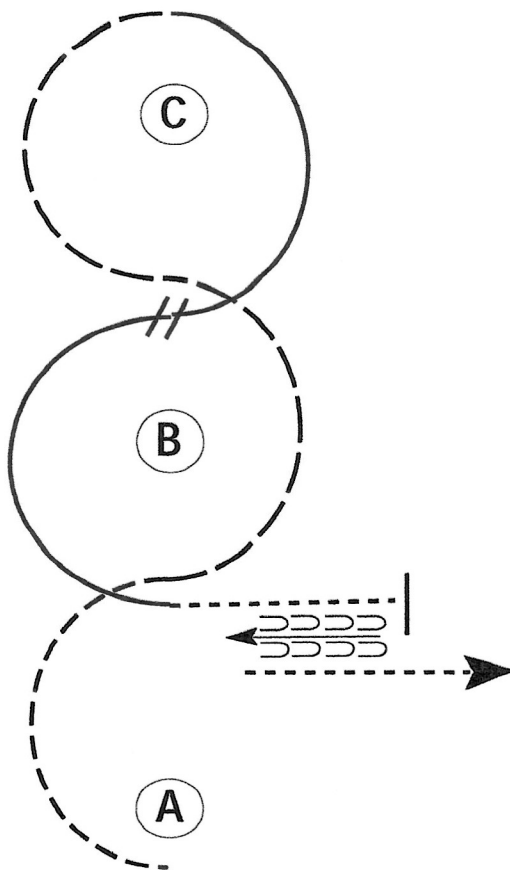
ICE BREAKER

Horsemanship (L1/Novice/13&Under)

Show Date: 8/17/2024-8/18/2024

w w w . H o r s e S h o w P a t t e r n s . c o m

w w w . H o r s e S h o w P a t t e r n s . c o m



Be ready at A.

1. Jog in a half circle until between A and B.
2. Extend the jog around B and C as shown.
3. Lope on the right lead in a half circle until between C and B.
4. Perform a simple lead change.
5. Lope on the left lead in a half circle until between B and A.
6. Walk approximately 2 horse lengths.
7. Stop and back approximately one horse length then walk straight away.

Walk	-----
Jog	-----
Extended Jog	-----
Lope	-----
Lead Change	///
Back	← 55555
Marker	⊙ B

Follow the instructions of your ring steward.

[WH/2-85]

Pattern Provided by:

Jung

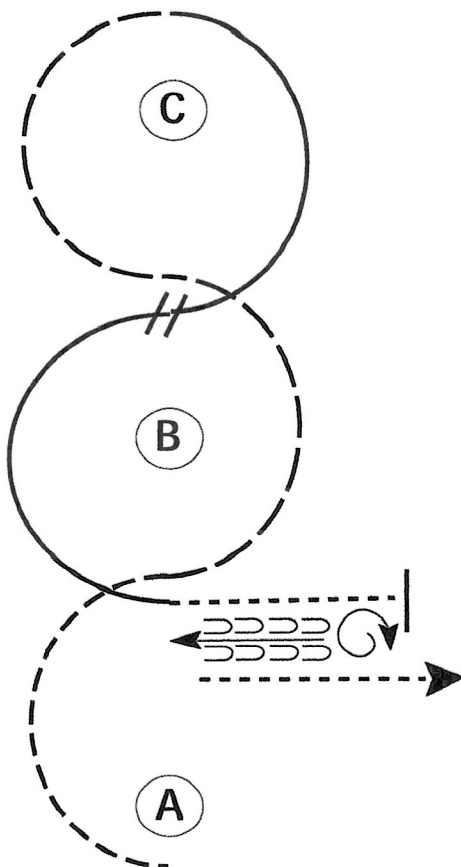
ICE BREAKER

Western Horsemanship (Youth/Amateur/Select)

Show Date: 8/17/2024-8/18/2024

www.HorseShowPatterns.com

www.HorseShowPatterns.com



Be ready at A.

1. Jog in a half circle until between A and B.
2. Extend the jog around B and C as shown.
3. Lope on the right lead in a half circle until between C and B.
4. Perform a simple lead change.
5. Lope on the left lead in a half circle until between B and A.
6. Walk approximately 2 horse lengths.
7. Stop and perform a full turn to the right.
8. Back approximately one horse length and walk straight away.

Walk	-----
Jog	-----
Extended Jog	-----
Lope	-----
Lead Change	//
Back	←←←←←
Marker	ⓑ

Follow the instructions of your ring steward.

[WH/3-85]

Pattern Provided by:

Jung